

ETERNITY User Manual

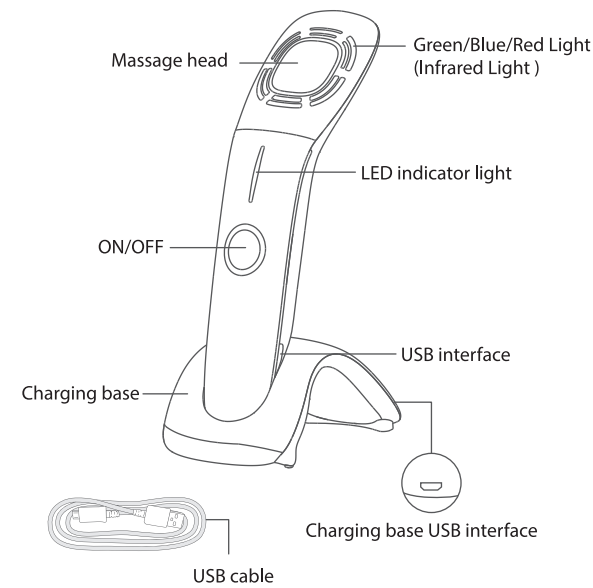
ETERNITY PRODUCT OVERVIEW

ETERNITY by Eternitech is a cutting-edge light therapy device for facial and body rejuvenation. It uses advanced technology to harness the benefits of specific light wavelengths for comprehensive skin improvement.

- **Soothing Green Light:** Calms and balances the skin, reducing redness and inflammation.
- **Cooling Blue Light:** Targets acne-causing bacteria, promoting a smoother, blemish-free complexion with a refreshing sensation.
- **Rejuvenation Red & Infrared Light:** Stimulates collagen production, reduces fine lines and wrinkles, and aids in pain relief by increasing blood circulation.
- **Micro-Vibration Technology:** Enhances blood flow, boosts skincare product absorption, and provides a relaxing massage.

Experience professional-grade skincare at home with ETERNITY by Eternitech.

ABOUT YOUR DEVICE



Charging Your Device

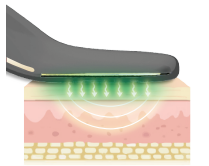
1. Begin by plugging the USB cable into the charging base.
2. Next, position the device on the charging base to kick-start the charging process.
3. Alternatively, you have the option to charge the device directly through its charging port using the USB cable.

*If you observe a rapid, intermittent flashing of the white light, it indicates a low battery. While charging, the white light will flash at intervals. Once the battery reaches full charge, the white light will stay illuminated steadily.

OUR TECHNOLOGY

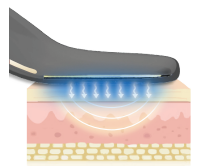
Soothing "Green Light" Mode

Enhance cellular metabolism, stimulate surface micro-circulation, and alleviate lymphatic problems and edema.



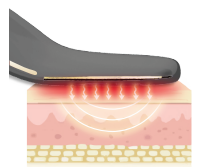
Cooling "Blue Light" Mode

The blue light cold feature is designed to operate at 42°F lower than room temperature, which can rapidly shrink pores and effectively improve various skin issues such as edema, skin fatigue and dark circles.



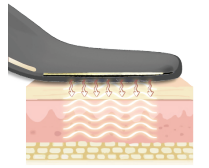
Rejuvenation "Red Light" Mode

The 104°F heat enhances cellular activity, boosts blood circulation, and utilizes advanced infrared light technology to reduce the appearance of fine lines, wrinkles, sagging skin, and hyper-pigmentation, resulting in a revitalized and hydrated complexion.



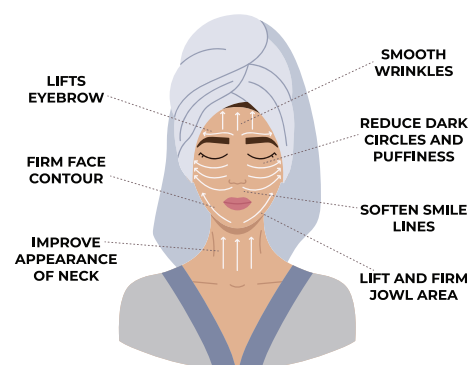
Mico-Vibration Technology

The micro-vibration technology feature enhances blood flow, boosts skincare absorption, and provides a relaxing massage.



OPERATION INSTRUCTIONS

- ① **Cleanse & Dry Your Face**
Begin with a freshly cleansed and dried face and neck. Take a small amount of your serum or cream and gently apply it to your fingertips. Proceed to evenly spread a thin layer across your entire face and neck.
 - ② **Power On The Device**
Press and hold the ON/OFF Button for 3 seconds.
 - ③ **Select Mode**
Select your desired Mode (Green/Blue/Red) by pressing the ON/OFF button.
 - ④ **Treatment & Use**
While applying gentle pressure, glide the device from your neck's base up to your chin in sweeping motions. Move the "Massage Head" across your face, keeping it in constant motion. Focus on areas with fine lines or wrinkles, guiding the device from the center of your face outward toward your hairline, sweeping upward and outward (refer to the illustration provided). This session should last 3 minutes.
 - ⑤ **Return Device to Charger**
Power off the device by holding the ON/OFF Button for 3 seconds. Return device to the "Charging Base".
- ✳ **Default 9-Minute Treatment**
When the device is activated, it will commence with a 3-minute session of the Green Light, followed by a 3-minute session of the Blue Light, and conclude with a 3-minute session of the Red Light.



FAQS

The device suddenly stopped vibrating, heating or cooling and is not working.

1. Check to see if the device needs to be charged.
2. Recheck to see if the device starts correctly.
3. Restart the device by turning it off and then on again.
4. Please contact our customer support.

Can I use this device every day?

Certainly, the vibration intensity and temperature of this device have been intelligently designed by a professional team, and it is recommended to use it multiple times a day.

I have skin allergies, can I use this device?

This device utilizes food-grade stainless steel that meets international standards, as well as high-activity, food-grade silicone that is proven to be safe and non-irritating to the skin. Those with allergies can confidently use it on a daily basis.

SAFTEY & CAUTIONS

The following people should not use this product:

- Pregnant or nursing individuals.
- People with sensitive skin.
- Individuals with skin lesions, festering wounds, or inflammation.
- Those with heart pacemakers or other implanted medical devices.
- Individuals with fever, heart disease, hypertension, malignant tumors, blood disorders, tuberculosis, or other serious conditions or mental health disorders. Please consult with a healthcare professional before use.

Additional Precautions:

- Keep the device away from children.
- Do not use diluents, benzene, solvents, or other chemicals to clean the product.
- Avoid dropping or striking the product. Stop using it if damaged.
- Do not disassemble or attempt to repair the product. Contact customer service for assistance.

Maintenance:

- Use a towel to clean any residue of skincare products left on the massager head.
- Recharge the product periodically if storing for an extended period.
- Store the product in a dry and ventilated place.
- Keep away from fire.
- Dispose of the product properly when it reaches the end of its lifespan.

SPECIFICATIONS

Product Name: Eternity
Model: ET10
Rated Power: 8W
Rated Voltage: 5V
Battery Capacity: 1050mAh
Net Weight: 190g
Charging Time: ≤5H
Size: 90x88x54mm

CUSTOMER SERVICE

Please visit our website to access additional warranty details.

www.eternitech.shop

To report any unexpected operations or device-related issues, please get in touch with our customer service.

info@eternitech.shop